



# MASTER BODY



CREW VEHICLES



The **Crew Vehicle 13/17** is designed for the rugged off road terrain. Transporting the largest crews while keeping them safe and comfortable until they get to the scene. With abundant exterior storage and large personal bins, your crew and gear will arrive ready to attack the fire.

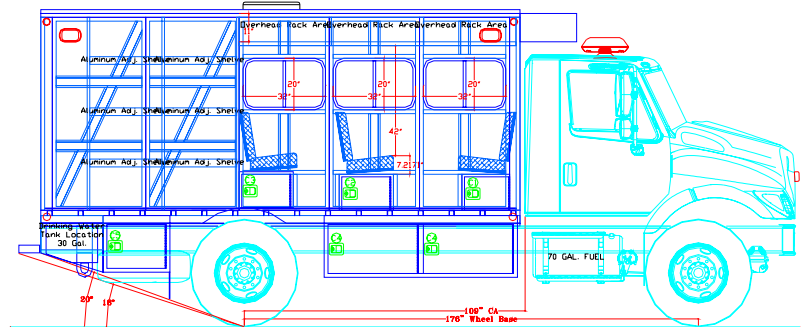
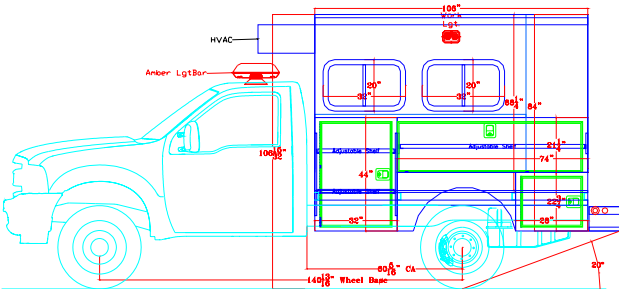
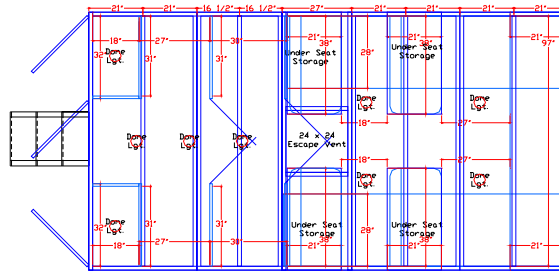
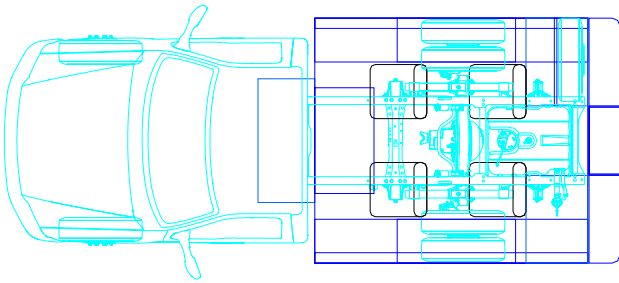


The **Crew Vehicle 4/8** is designed for smaller crews or areas with limited access. It keeps the crew safe from the wildland environment along with the maximum storage space available on a short wheel base.

**When making a decision to purchase an Urban/Interface apparatus... Make the call!  
Build your fleet with quality...build it *MASTERfully!!!***

**"Craftsmanship Built to OUTLast"**

[www.masterbody.com](http://www.masterbody.com)



## CREW VEHICLE 4/8

- ◆ Chassis
- ◆ Standard—F550 regular cab
- ◆ Option—Dodge or GMC
- ◆ Crew box body arrangement
- ◆ Rear seating for 4 passengers to 8 passengers
- ◆ Compartment lights
- ◆ Crew air conditioning
- ◆ 12V plugs at each station
- ◆ Map lights
- ◆ NFPA LED lighting package

Many body, electrical and lighting options available



## CREW VEHICLE 13/17

- ◆ Chassis
- ◆ Standard—International 4000 series
- ◆ Option—Freightliner, Peterbuilt, GMC, Ford and many more
- ◆ Power plant options
- ◆ Crew box body arrangement
- ◆ Rear seating for 13 passengers to 15 passengers
- ◆ Compartment lights
- ◆ Crew air conditioning
- ◆ NFPA LED lighting package

Don't see what you want?....Just ask!



Your local authorized dealer:



"Craftsmanship Built to OUTLast"



(323) 564-6901

MASTER BODY WORKS, Inc.  
9824 Atlantic Avenue South Gate, CA 90280  
[www.masterbody.com](http://www.masterbody.com)

fax (323) 564-2462

